

1. One year is equivalent to 365 days. Cassandra celebrated her fifteenth birthday today.

How many days has Cassandra lived?

Solution: _____

TEKS 5.3B

3. Four athletes participated in a charity marathon.

- Bill ran $3\frac{1}{2}$ miles.
- Jake ran 2.4 miles.
- Hunter ran $2\frac{1}{4}$ miles.
- Chase ran 1.5 miles.

How far did the boys run altogether?

Solution: _____

TEKS 5.3K

2. Mr. Lozano took 12 students to a science fair competition. Mr. Lozano must choose a lunch option.

- He can spend \$3.50 per student on a Chinese lunch option.
- He can spend \$3.75 per student on a Mexican lunch option.

How much will Mr. Lozano save if he purchases the Chinese lunch option for his students?

Solution: _____

TEKS 5.3E

4. Shade the prime numbers in the following chart.

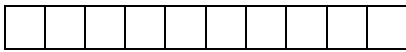
2	3	4	5	6
7	8	9	10	11
12	13	14	15	16
17	18	19	20	21

What fraction of the numbers are -


Prime? _____ Composite? _____

TEKS 5.4A

1. The model shown represents one whole.



The expression 3×1.9 is shown in the model below.



What is the product? _____

TEKS 5.3D

3. Ms. Lima's paycheck shows deductions for a type of federal tax. Which type of federal tax is subtracted from the gross amount of Ms. Lima's paycheck?

Circle your answer.

Income Tax

Payroll Tax

Property Tax

Sales Tax

TEKS 5.10A

2. Lilly has 50 stickers and 42 whistles. She will use them to fill birthday party gift bags. If she makes 9 gift bags, and puts 4 stickers and 4 whistles in each bag, how many items will she have left? Use the expression to find the answer.

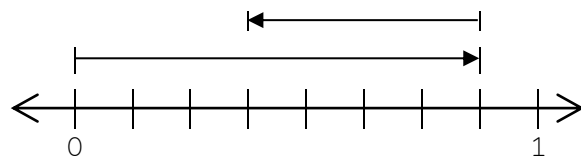
$$(50 + 42) - 9(4 + 4)$$

How many items does Lilly have left?

TEKS 5.4F

4. An equation is modeled on the number line.

$$\frac{7}{8} - \frac{1}{2} = \square$$



Rename the fractions to have a common denominator. Solve.

$$\frac{\quad}{\quad} - \frac{\quad}{\quad} = \frac{\quad}{\quad}$$

TEKS 5.3H

1. Elaine owns a day care center. She is putting toys into baskets.

- There are 115 toys at the day care.
- Each basket will have exactly 16 toys.



How many baskets will Elaine fill with the toys she has?

Complete the sentences by selecting the correct answers from the drop-down menus.

Elaine can fill a maximum of _____ baskets.

<input type="checkbox"/>	8
<input type="checkbox"/>	5
<input type="checkbox"/>	7
<input type="checkbox"/>	6

In this situation, the remainder represents the number of toys _____

- | | |
|--------------------------|----------------------------|
| <input type="checkbox"/> | left over. |
| <input type="checkbox"/> | added to the last basket. |
| <input type="checkbox"/> | put in all the toy baskets |

TEKS 5.3C

2. Bobbi works 20 hours a week at a convenience store. She earns \$12 an hour.

Which statement about her weekly income is true?

- (A) Her gross income is less than \$240.
- (B) Her gross income is more than \$240.
- (C) Her net income is less than \$240.
- (D) Her net income is more than \$240.

TEKS 5.10B

3. Tracy and Marie participated in the long jump event at a recent track meet.

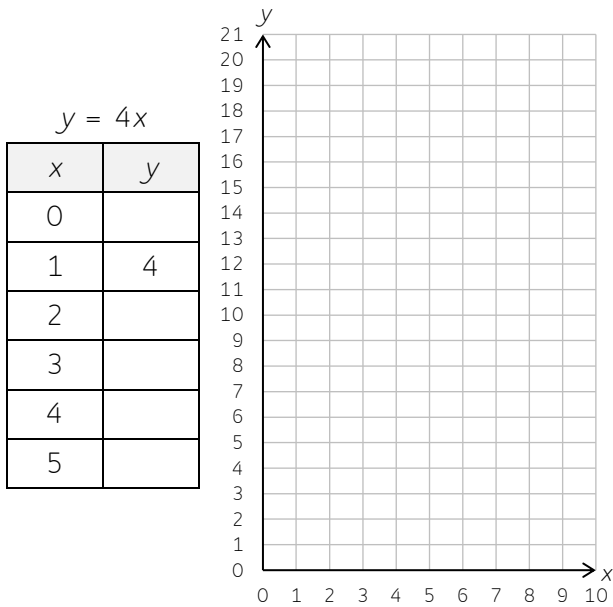
- Tracy jumped $11\frac{3}{4}$ feet.
- Marie jumped $13\frac{2}{3}$ feet.

How much farther did Marie jump, in feet, than Tracy?

- (A) $1\frac{11}{12}$ feet
- (B) $2\frac{1}{12}$ feet
- (C) $1\frac{7}{12}$ feet
- (D) $2\frac{1}{1}$ feet

TEKS 5.3K

1. Complete the following table using the rule $y = 4x$. Graph the points identified in the table.



TEKS 5.4C

2. Complete the process column in the table.

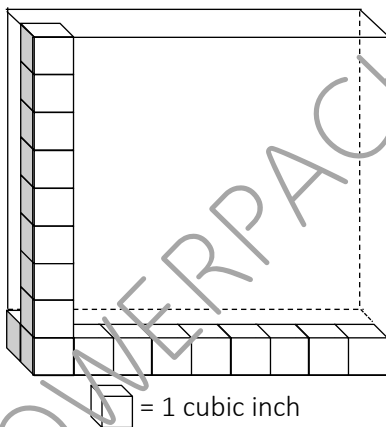
Octopi in the ocean	Process	Total number of legs
1		8
2		16
4		32
8		64

Is the relationship additive or multiplicative?

This is a/an _____ pattern.

TEKS 5.4D

3. Each small cube has a side length of one inch and volume of one cubic inch.

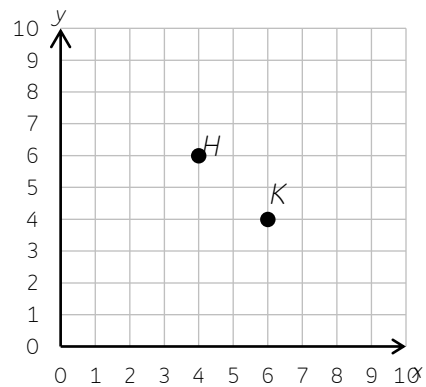


What is the volume of the figure?

Volume: _____ cubic inches

TEKS 5.6A

4. Point H and point K are graphed on the coordinate grid shown.



Write the location of point H and point K as an ordered pair.

Point H _____ Point K _____

Starting at the origin, which point is graphed 4 units parallel to the x -axis and 6 units up and parallel to the y -axis?

Point _____

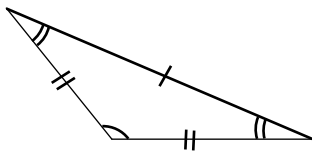
TEKS 5.8A

1. This graphic organizer is being used to classify triangles based on their angle measures or side lengths.

Triangles

Side Length Classification			Angle Measure Classification		
Isosceles	Equilateral	Scalene	Acute	Right	Obtuse

A triangle is shown.



How can this triangle be classified?

_____ and _____

TEKS 5.5A

3. Four statements about a coordinate grid are shown below.

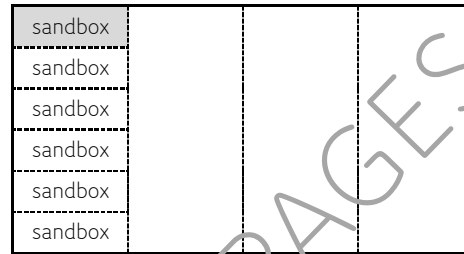
Mark each statement as True or False

Statement	True	False
The vertical number line is the y-axis.		
The origin is located at (1, 1).		
The x-coordinate is the second number in an ordered pair.		
The x-axis and the y-axis are perpendicular to each other.		

TEKS 5.8A

2. An architect designed a park.

- The park has 4 major play areas.
- One of the play areas is divided into 6 congruent sandboxes.



What fraction of the park is represented by the shaded sandbox area?

$$\frac{1}{4} \div 6 = \square$$

TEKS 5.3J

4. Cody creates a budget based on an income of \$3,000 each month.

Cody's Budget

Category	Amount (dollars)
Rent	1,000
Motorcycle Payment	400
Streaming Service	200
Insurance	600
Food	300
Utilities	300
College Savings	

What is the maximum amount Cody can budget in the College Savings category and still have a balanced budget?

Solution: _____

TEKS 5.10F

1. An expression is shown.

$$42 + 7 \times (10 - 6)$$

Which expressions are equivalent to the given expression?

Select **TWO** correct answers.

- 49×4
- $42 + 7 \times 4$
- $49 \times 10 - 6$
- $42 + 28$
- $42 + 70 - 6$

TEKS 5.4F

2. Match each term to its description.

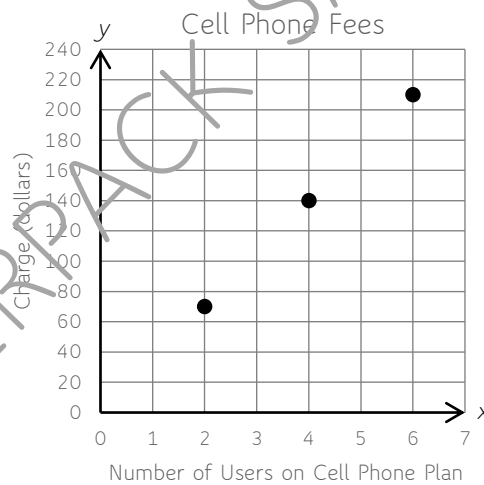
Write the correct term in each box. Not all terms will be used.

- x-axis
- y-axis
- quadrant
- origin
- y-coordinate
- x-coordinate

Description	Term
The second number in an ordered pair.	<input type="text"/>
The horizontal line on a coordinate grid.	<input type="text"/>
The point (0, 0) where the x and y axes intersect.	<input type="text"/>

TEKS 5.8A

3. A cell phone company charges a fee for each person on the cell phone plan. The graph shows the relationship between the amount of money in dollars and cents and the number of people on the cell phone plan.



Which table is best represented by the graph?

Cell Phone Fees

Ⓐ

Number of Users	65	140	205
Charge (dollars)	2	4	6

Cell Phone Fees

Ⓒ

Number of Users	2	4	6
Charge (dollars)	65	140	205

Cell Phone Fees

Ⓑ

Number of Users	70	140	210
Charge (dollars)	2	4	6

Cell Phone Fees

Ⓓ

Number of Users	2	4	6
Charge (dollars)	70	140	210

TEKS 5.8C